






Instructions:

-  Cut out the coupons and coupon-book cover along the dotted lines. Kids, ask a grown-up to help with scissors!
-  Punch holes where indicated and use a key ring or string to hold coupons together.
-  There is one blank coupon – you can fill it in however you like!

